

*Dewiswch eich iaith penodol: | Choose your preferred language:*

Saesneg | English ▼

## Home education data collection

**26 January 2021**

This report presents information about the cohort of home educated children recorded by the 22 local authorities (LAs) in Wales as their current known population on the census date of 26 January 2021.

Aggregate data is presented at Wales level, as well as at LA level where appropriate. Local authorities were asked to provide as much information as they could about their cohort of home educated children as at 26 January 2021, however some information was "unknown" (i.e. either not collected or refused) for some cases or in some LAs. Base figures are reported alongside these figures for clarity.

This is the fourth year that this information has been collected and reported in this way. Where relevant, comparisons have been drawn to figures from the 2020 collection. In many instances the pattern of data remains similar so only 2021 figures have been shown.

For further information about this data collection please contact:

[pienquiries@data.cymru](mailto:pienquiries@data.cymru).

*Please select a local authority from the drop-down list:*

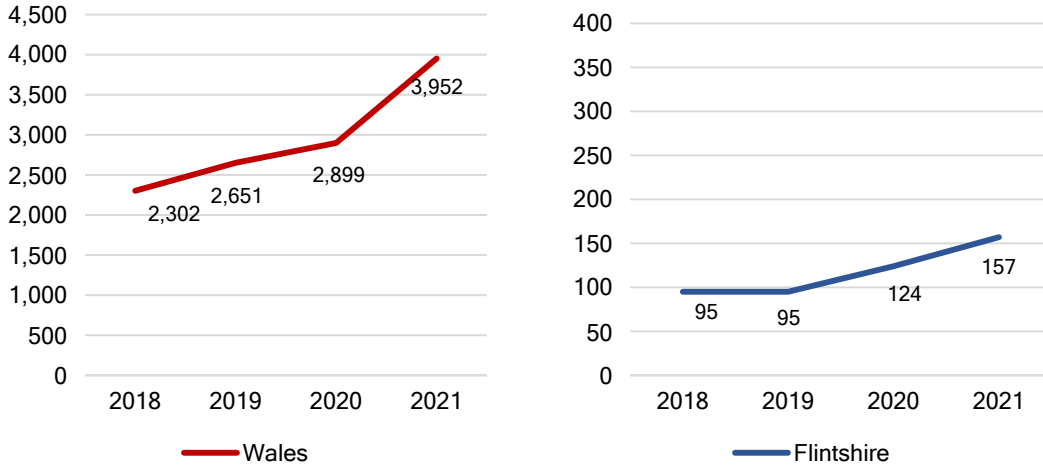
Flintshire ▼

**Part 1: Children known to be home educated on 26 January 2021**

Across Wales there were 3,952 children known to be home educated in Nursery - Year 11 on 26 January 2021. This was 1,053 more than the 2,899 reported on the census date in 2020, an increase of around 36%.

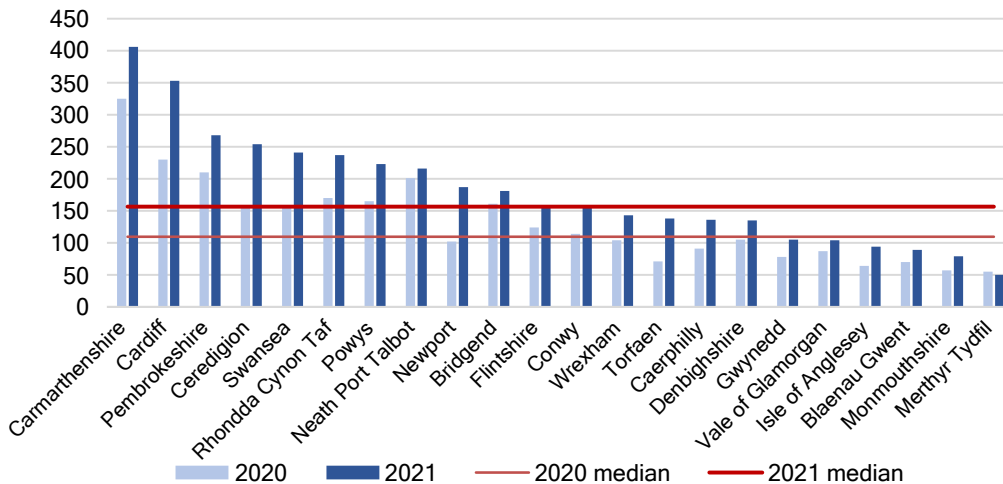
In Flintshire the number of home educated children reported increased from 124 in 2020 to 157 in 2021 (27%).

**Figure 1: Number of children known to be home educated on the census date**



Across LAs, the number of home educated children ranged from 406 in Carmarthenshire to 50 in Merthyr Tydfil. The average (mean) number of home educated children was 180 per LA, up from 132 per LA in 2020. Because this data is not normally distributed, the median is a better measure of central tendency. The median number of home educated children per LA was 157, up from 110 per LA in 2020. This information is shown in Figure 2.

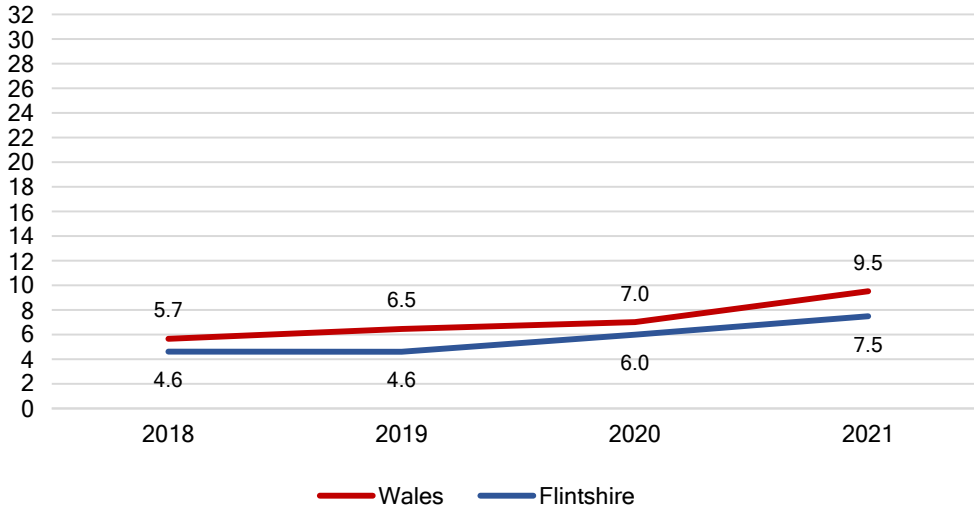
**Figure 2: Number of children known to be home educated on the census date**



On 26 January 2021 there were 9.5 home educated children per 1,000 pupils in Reception to Year 11 in Wales (2020 PLASC). This was an increase from 7.0 home educated children per 1,000 pupils in 2020.

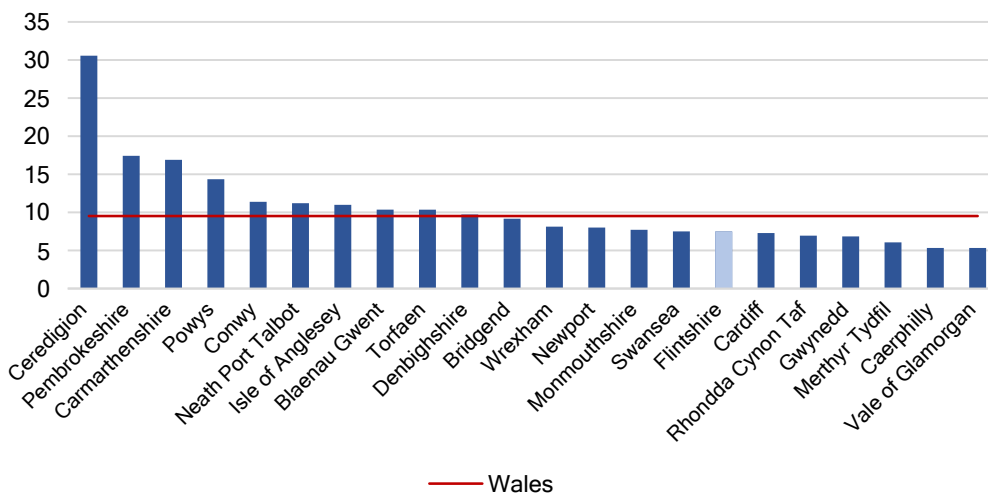
In Flintshire the rate rose from 6 per 1,000 pupils in 2020 to 7.5 per 1,000 pupils in 2021.

Figure 3: Rate of home educated children per 1,000 pupils (Reception - Year 11)



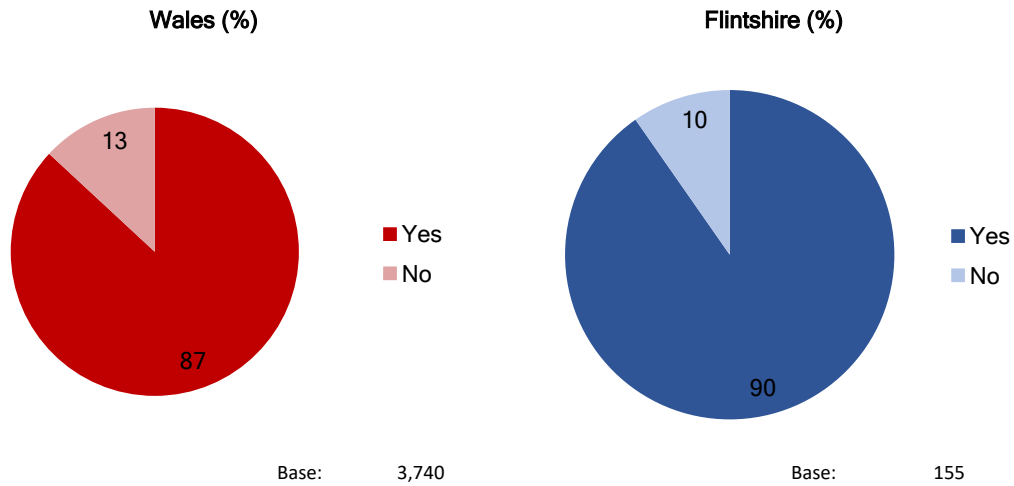
The rate of home educated children ranged from 18.9 per 1,000 pupils in Ceredigion to 5.3 per 1,000 pupils in the Vale of Glamorgan and Caerphilly, shown in Figure 4. Between 2020 and 2021, 21 of the 22 LAs reported an increase in their rate of home educated children.

Figure 4: Rate of home educated children per 1,000 pupils (Reception - Year 11), 26 January 2021



90% of the home educated cohort in Flintshire had been previously enrolled at a school, compared to 87% for Wales, as shown in Figure 5.

Figure 5: Home educated cohort previously enrolled at a school, 26 January 2021



Of the children that had been previously enrolled at a school, in Flintshire 92% had been enrolled at a LA-maintained school, 0% were from an independent school within the LA, and 8% had been educated outside of the LA area.

Across Wales, 92% had been previously enrolled at a LA-maintained school, 1% at an independent school, and 8% were educated outside of the LA, shown in Figure 6.

Figure 6: Home educated cohort previously enrolled at a maintained or independent school or outside the LA, 26 January 2021

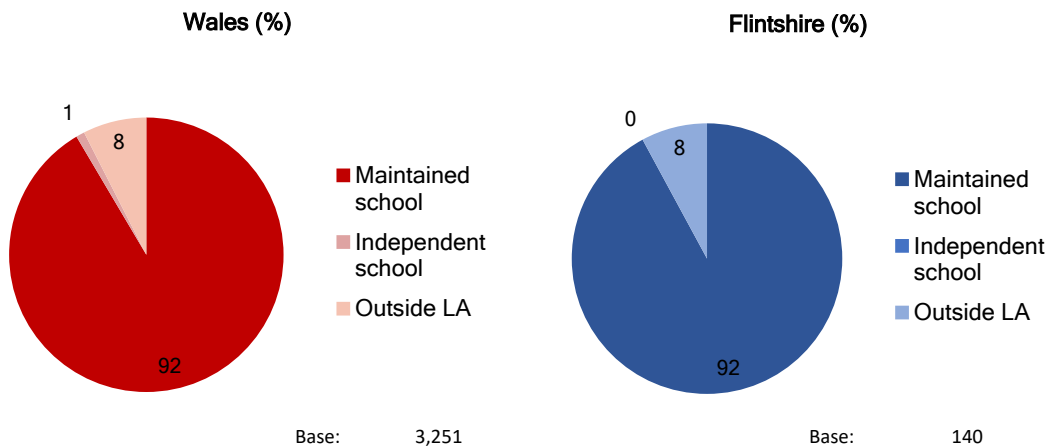


Figure 7 shows the proportion of children in the cohort that became home educated in each year since 2007.

Figure 7: Home educated cohort that became home educated in each year

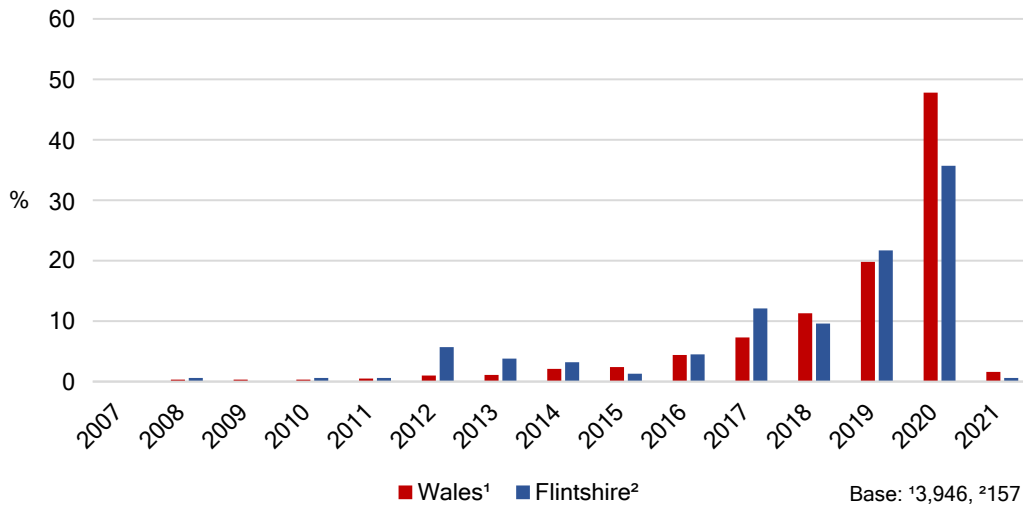


Figure 8 shows the proportion of the home educated cohort that became home educated in each month of the year.

Figure 8: Home educated cohort that became home educated in each month

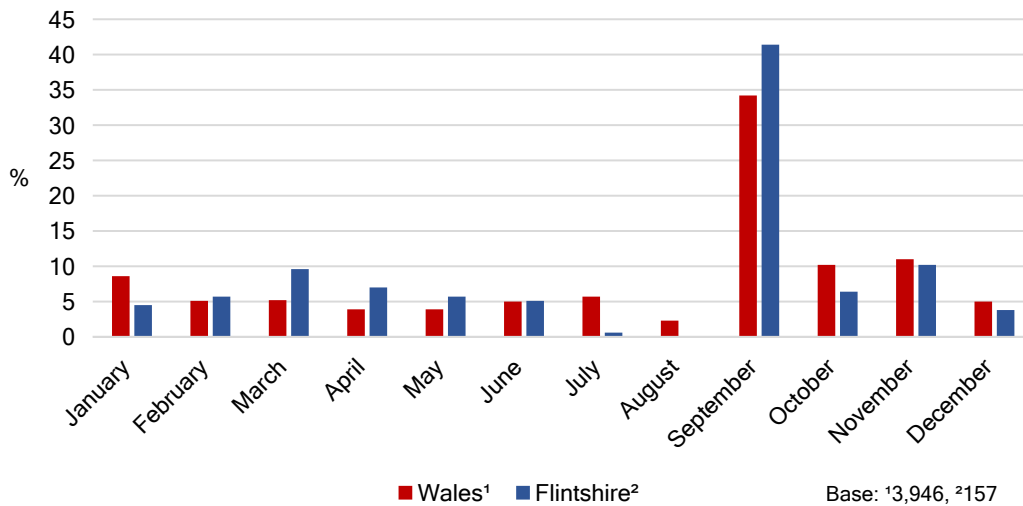


Figure 9 shows the percentage of the cohort that became home educated in each year group (Nursery - Year 11).

Figure 9: Home educated cohort that became home educated in each year group

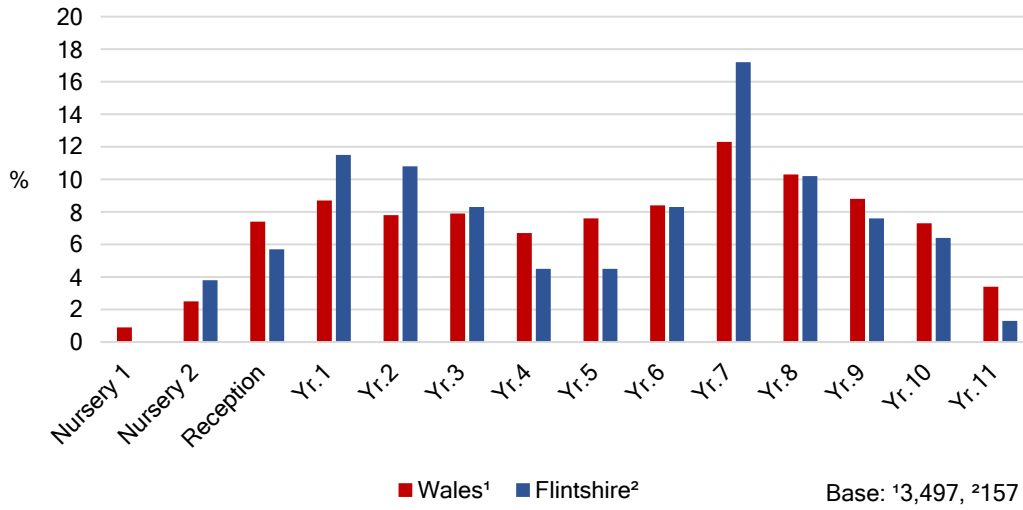


Figure 10 shows the proportion of the cohort that became home educated during each Key Stage. The proportion of children becoming home educated in KS4 ranged from 19% in Merthyr Tydfil to 6% in Blaenau Gwent.

Figure 10: Home educated cohort becoming home educated by Key Stage

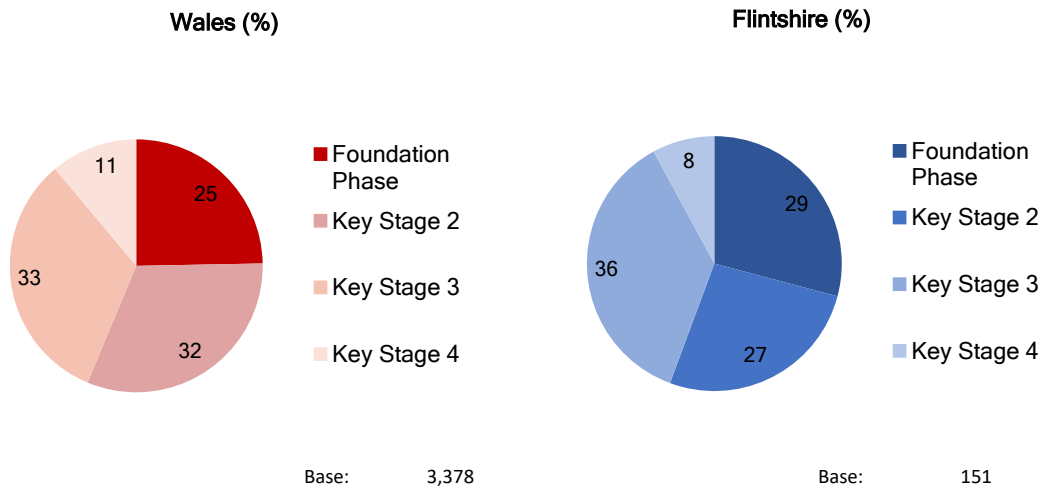


Figure 11 shows the percentage of the cohort that were in each year group on 26 January 2021. For Wales there was a linear increase, with the exception of Year 4, from 3% in Reception to 15% in Year 11. 6% of the cohort were in Year 4, compared to 7% in Year 3. The highest proportion of home educated children were in Year 11 in 15 of the 22 LAs.

Figure 11: Home educated cohort in each year group on 26 January 2021

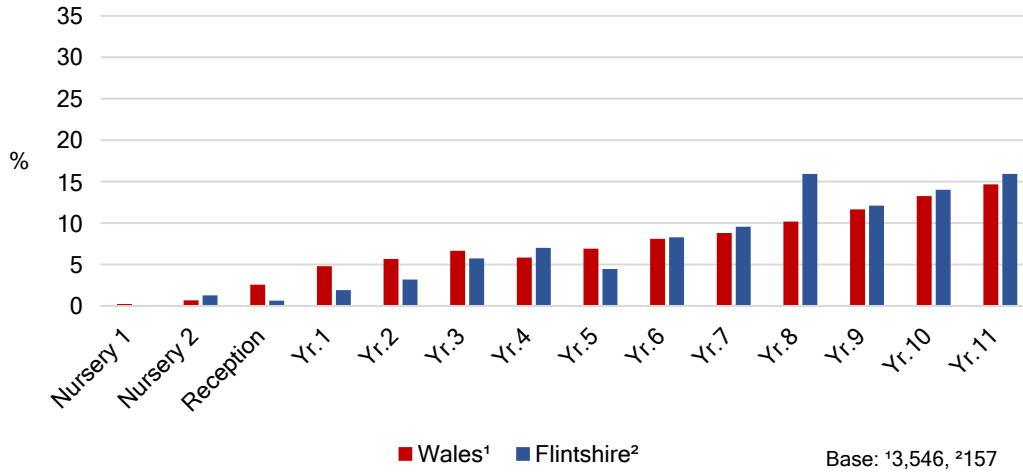


Figure 12 shows the proportion of home educated children in each Key Stage on 26 January 2021. 30% of the home educated cohort in Flintshire were in KS4, compared to 28% for Wales.

Figure 12: Home educated cohort in each Key Stage on 26 January 2021

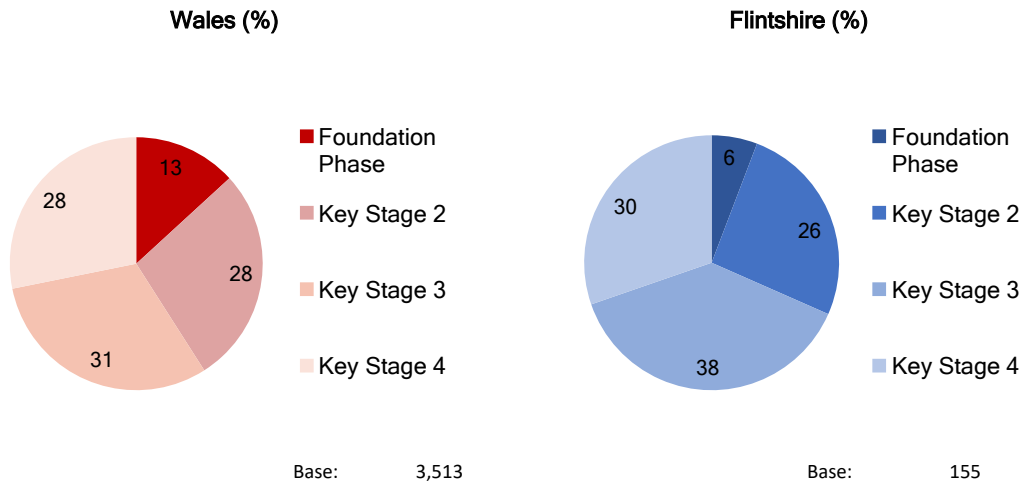


Figure 13 shows the gender split of the home educated cohort, in Wales and in Flintshire. On 26 January 2021 there were more male than female home educated children in 13 LAs, more female than male home educated children in eight LAs, and an equal proportion of male and female home educated children in one LA.

Figure 13: Home educated cohort by gender on 26 January 2021

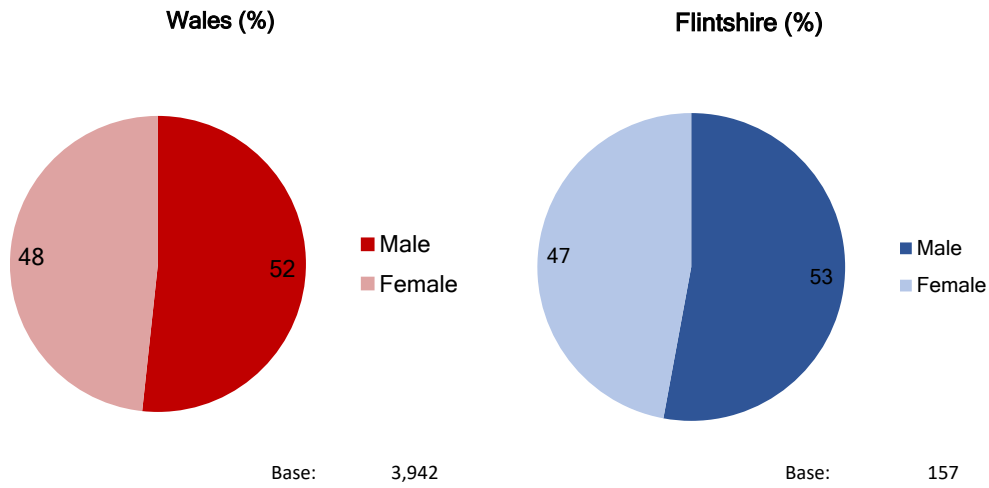
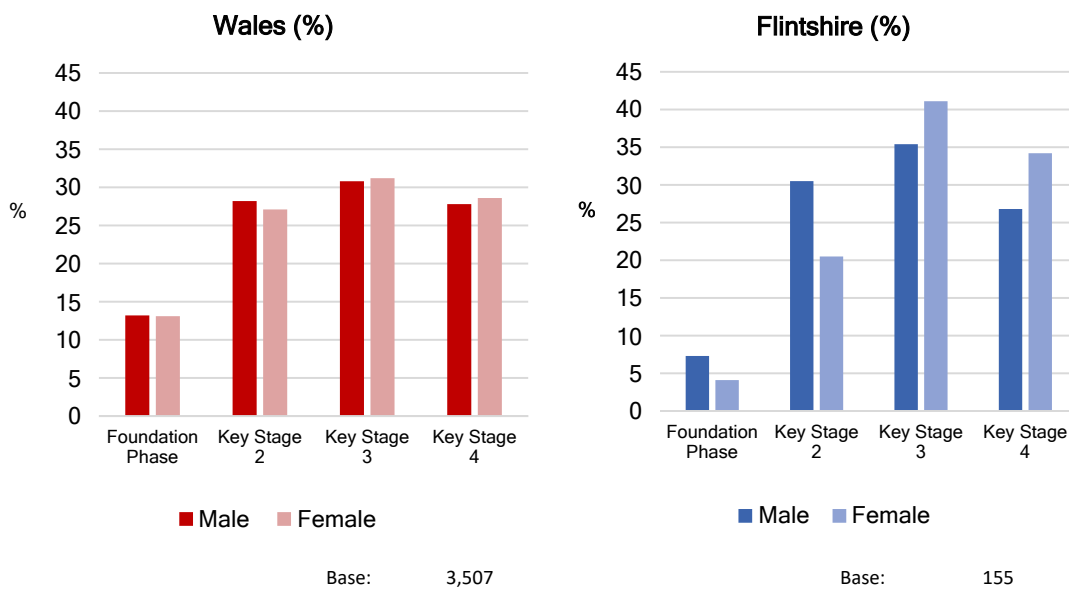


Figure 14 shows the home educated cohort split by gender and Key Stage in Wales and in Flintshire.

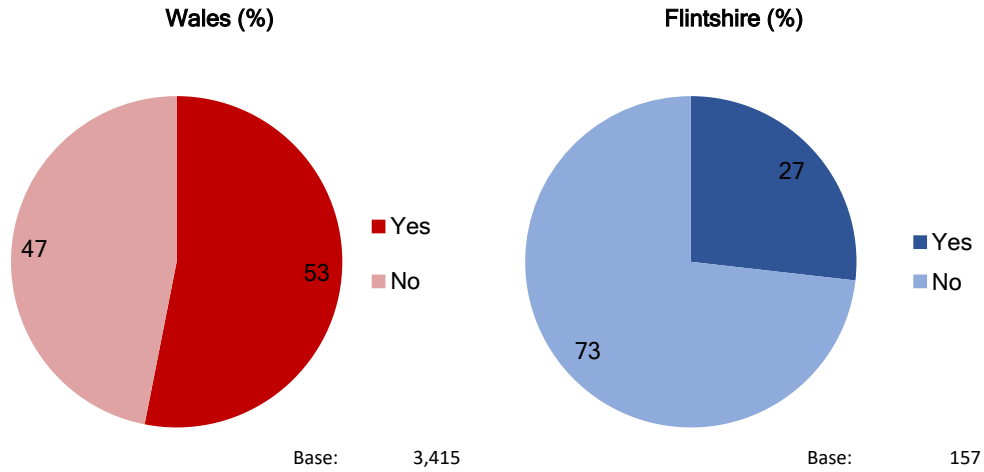
Figure 14: Home educated cohort by gender and Key Stage on 26 January 2021





Across Wales 53% of the cohort had received a visit from a LA officer with responsibility for home education in the previous 12 months, shown in Figure 15. Note this information was unknown or not reported for 14% of cases.

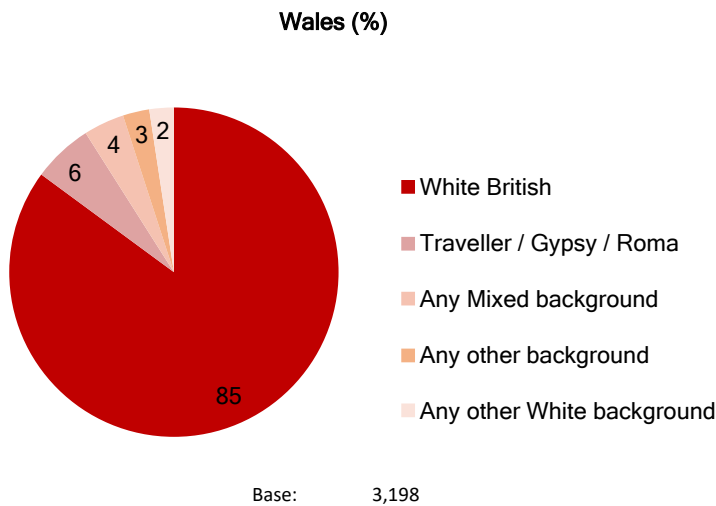
Figure 15: Home educated cohort that received a visit in the previous 12 months (to 26 January 2021)



*Due to small numbers in some categories, subsequent charts show the data at Wales level only.*

Information about ethnic group was refused in <1% of cases and not obtained in 18% of cases. Of those where ethnic group was known, the percentage of the home educated cohort from different ethnic backgrounds is shown in Figure 16.

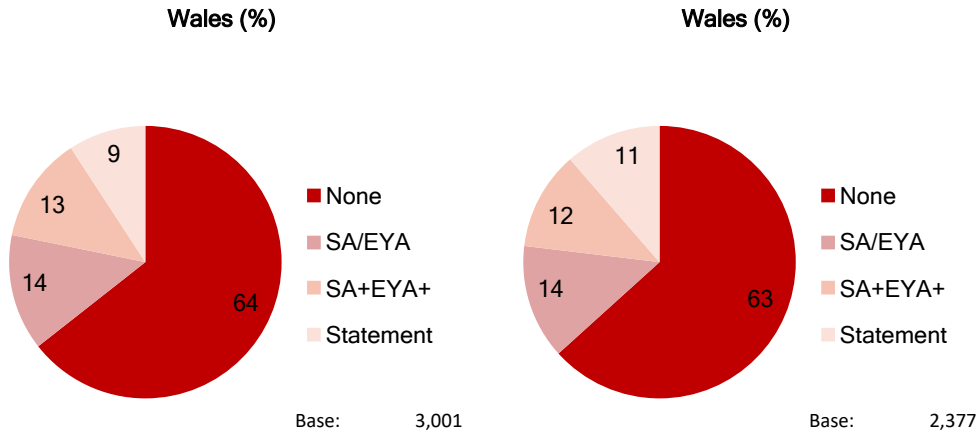
Figure 16: Home educated cohort by ethnic group on 26 January 2021



As shown in Figure 17 and Figure 18, 9% of the home educated cohort had a statement of special educational needs (SEN) at the time they became home educated, and 11% had a statement of SEN on 26 January 2021. This data was unavailable for 18% / 34% of cases.

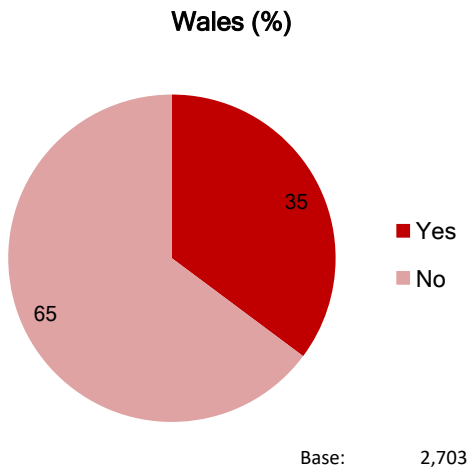
**Figure 17: Home educated cohort by SEN/ALN status when becoming home educated**

**Figure 18: Home educated cohort by SEN/ALN status on 26 January 2021**



The proportion of the home educated cohort that was eligible for free school meals (eFSM) is shown in Figure 19. This data was not applicable to 16% of the cohort who had not been previously enrolled at a school, and was unknown for 16% of the cohort that had been previously enrolled.

**Figure 19: Home educated cohort eligible for free school meals (eFSM) on 26 January 2021**



**The data collection also found that:**

- 94 children were known to be learning English as an additional language (EAL) across 15 LAs. EAL status was not reported for 29% of the cohort.
- 85 children across 10 LAs were known to have a first/main language "other" than Welsh and/or English. This information was not reported for 20% of cases.
- There were 41 cases across 7 LAs where a notice of intent to issue a school attendance order (SAO) was sent by the local education authority in relation to the current home education period. 1 SAO was actually issued in 1 LA. This information was not reported for 17% of cases.
- There were 12 home educated children registered on the Child Protection Register across 7 LAs. This information was not reported for 19% of cases.
- There were 44 home educated children registered as Children In Need across 10 LAs. This information was not reported for 25% of cases.
- The reason for becoming home educated was not reported in 18% of cases. For the 3,228 cases where a reason was specified, Figure 20 shows the proportion of children recorded as being home educated for each reason:

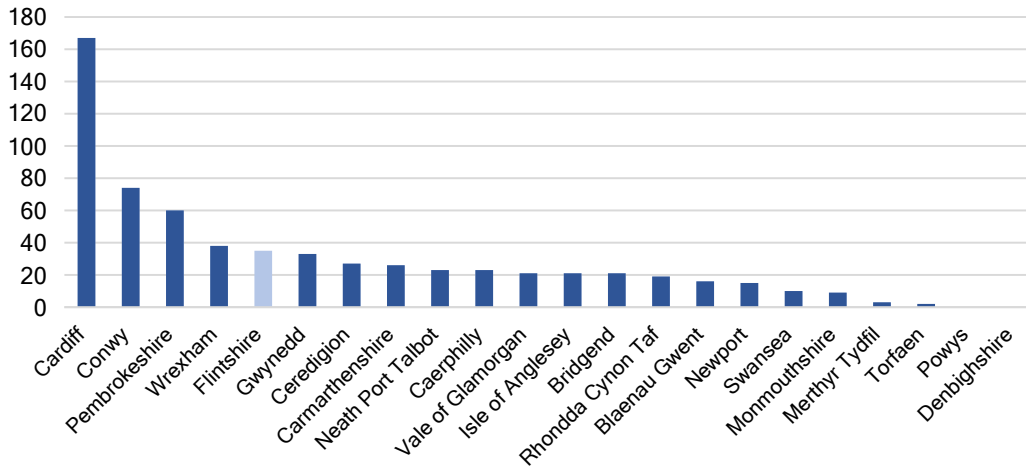
**Figure 20: Reason for becoming home educated**

	%
Lifestyle / ideological / philosophical	33
Anxiety/concern due to COVID-19	16
Anxious / phobic	10
School cannot provide appropriate SEN provision	4
Bullying	4
Child medical need	3
School / parent / child relationship breakdown	3
Attendance / prosecution	3
Parental preference (historic response option, no longer in use)	3
Religious beliefs	1
Awaiting a place in school of choice	1
Parent medical need	0
Preferred school refused	*
School cannot provide appropriate language provision	*
Gender identity	*
Racism	*
Homophobia	0
Other	18

**Part 2: Formerly home educated children returning to school between 14 January 2020 - 26 January 2021**

As shown in Figure 21, in the year preceding the collection date, 643 children that were formerly home educated either returned to school or enrolled at a school for the first time. This ranged from 167 children in Cardiff to 0 children in Denbighshire and Powys.

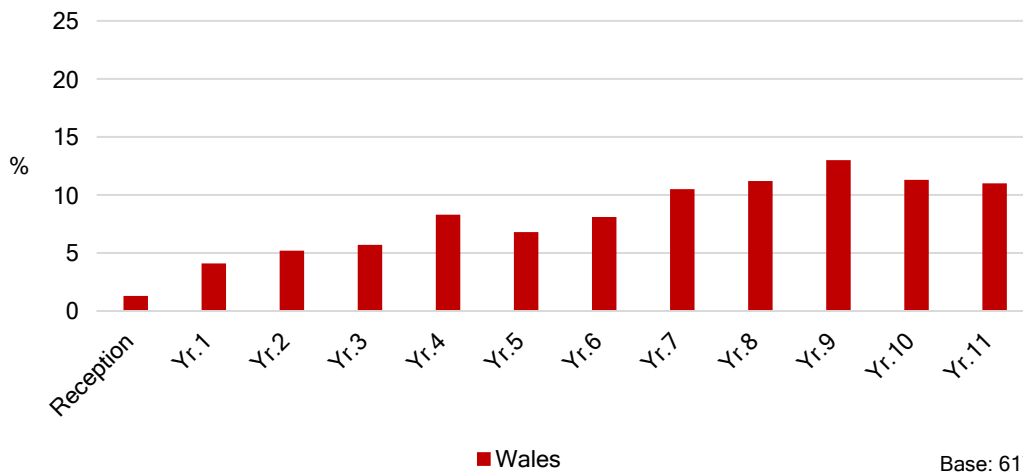
**Figure 21: Number of formerly home educated children returning to school in the preceding 12 months**



*Due to small numbers in some categories, subsequent charts show the data at Wales level only.*

Figure 22 shows the year group of those children that returned to school as at 26 January 2021. 11% of 'returners' were in the Foundation Phase, 30% in KS2, 36% in KS3 and 23% in KS4.

**Figure 22: Year group of those returning to school**



49% of 'returners' were male and 51% were female, as shown in Figure 23.

Figure 23: Gender of those returning to school

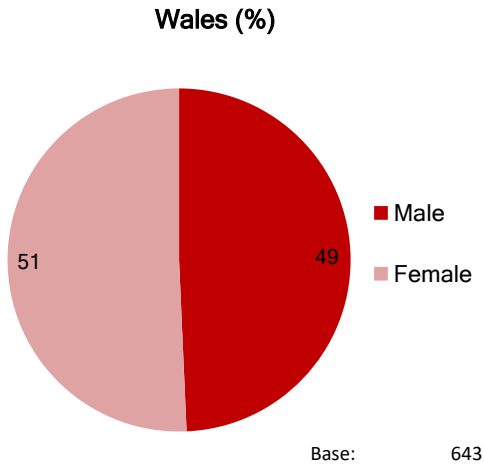
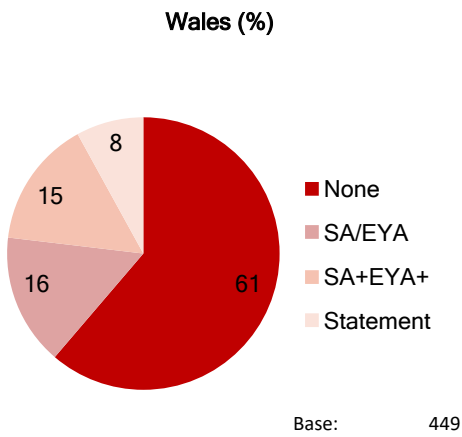


Figure 24 shows the SEN status of the children returning to school. This information was unknown for 27% of 'returners'. Of those where SEN status was known, 8% had statements of SEN/ALN.

Figure 24: SEN status of those returning to school

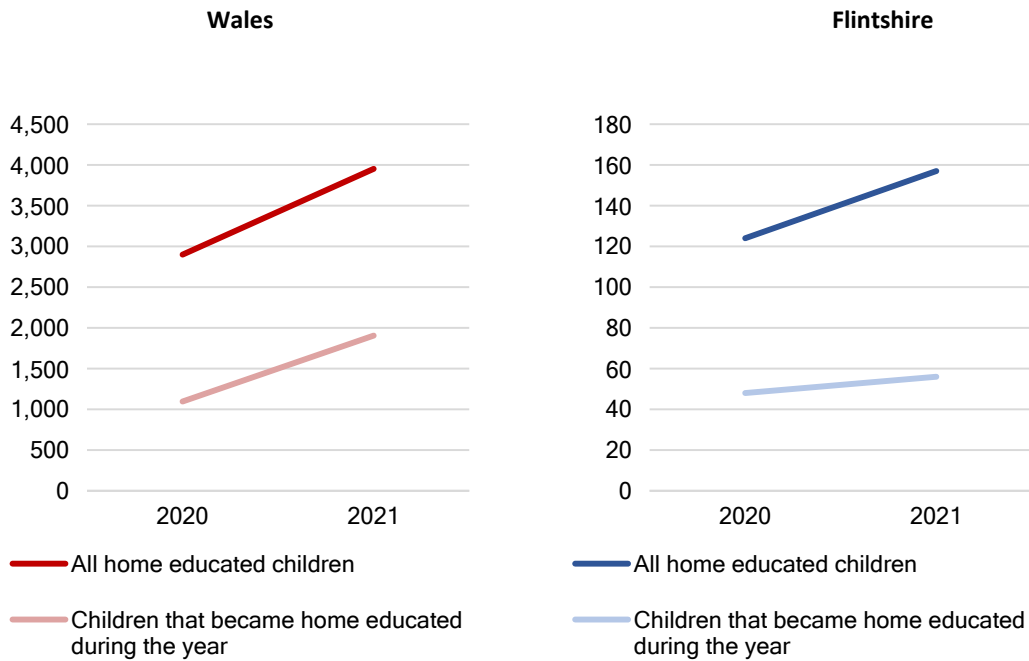


**Part 3: Children known to have become home educated between 15 January 2020 and 26 January 2021 (during the year)**

Of the 3,952 children known to be home educated in Nursery - Year 11 on 26 January 2021, 1,905 (48%) became home educated during the year. This compares to 1,096 (38%) children in the previous year (16 January 2019 – 14 January 2020).

As shown in Figure 25, 56 (36%) home educated children became home educated during the year in Flintshire, compared to 48 (39%) in the previous year.

**Figure 25: Number of children known to be home educated on the census date**



Across LAs, the number of children that became home educated during the year ranged from 203 in Carmarthenshire to 14 in Merthyr Tydfil.

**Figure 26: Number of children that became home educated during the year**

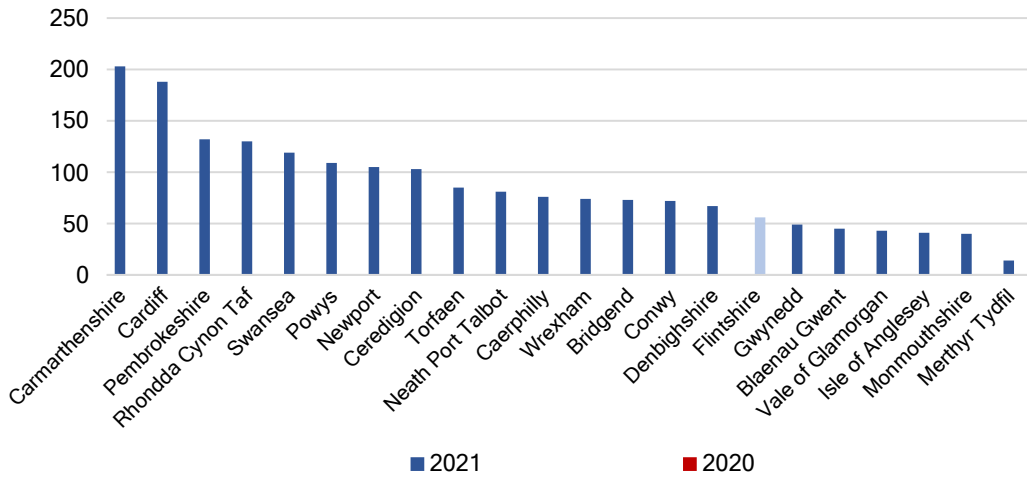
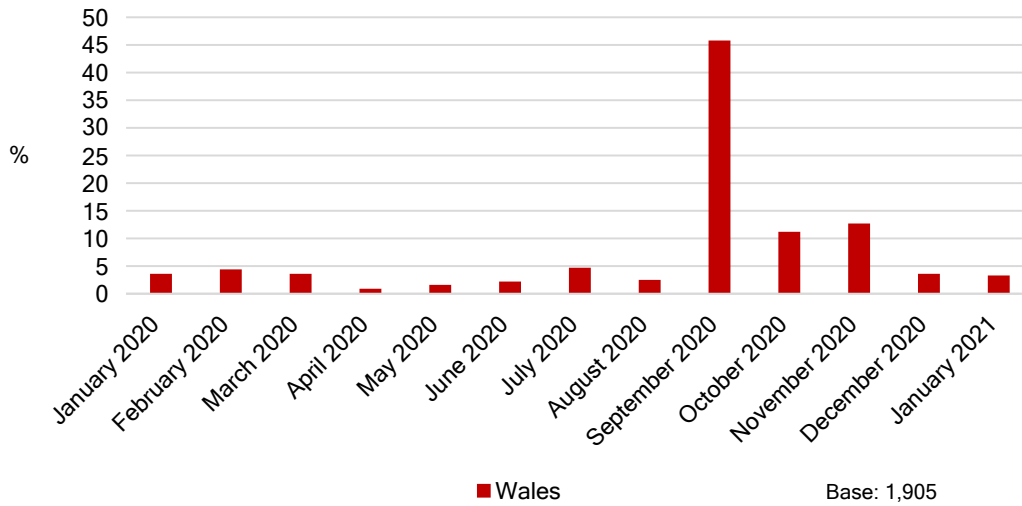


Figure 27 shows the proportion of children across Wales that became home educated between 15 January 2020 and 26 January 2021 by the month they became home educated.

**Figure 27: Children that became home educated during the year, by month**



The reason for becoming home educated was not reported in 14% of cases across Wales during the year. For the 1,641 cases where a reason was specified, 'Anxiety/concern due to COVID-19' was cited as the main reason for becoming home educated in 30% of cases. Figure 28 below shows the proportion of children recorded as being home educated for each reason:

**Figure 28: Reason for becoming home educated during the year**

	%
Anxiety/concern due to COVID-19	30
Lifestyle / ideological / philosophical	27
Anxious / phobic	8
Attendance / prosecution	3
Child medical need	2
Parental preference (historic response option, no longer in use)	2
School cannot provide appropriate SEN provision	2
School / parent / child relationship breakdown	2
Bullying	2
Awaiting a place in school of choice	2
Religious beliefs	1
Homophobia	0
Parent medical need	*
Preferred school refused	*
Gender identity	*
School cannot provide appropriate language provision	*
Racism	*
Other	18